



C0. Introduction

C0.1

(C0.1) Give a general description and introduction to your organization.

News Corp is a global diversified media and informatils i w

(C0.3) Select the countries/areas in which you operate.

- Argentina
- Australia
- Belgium
- Brazil
- Bulgaria
- Canada
- China
- Colombia
- France
- Germany
- Hong Kong SAR, China
- India
- Ireland
- Israel
- Italy
- Japan
- Lebanon
- Malaysia
- Mexico
- Netherlands
- New Zealand
- Pakistan
- Papua New Guinea
- Peru
- Philippines
- Poland
- Republic of Korea
- Romania
- Russian Federation
- Singapore
- South Africa
- Spain
- Sweden
- Switzerland
- Taiwan, China
- Thailand
- Turkey
- United Arab Emirates
- United Kingdom of Great Britain and Northern Ireland
- United States of America

C0.4

(C0.4) Select the currency used for all financial information disclosed throughout your response.

USD

C0.5

(C0.5) Select the option that describes the reporting boundary for which climate-relCh

--	--

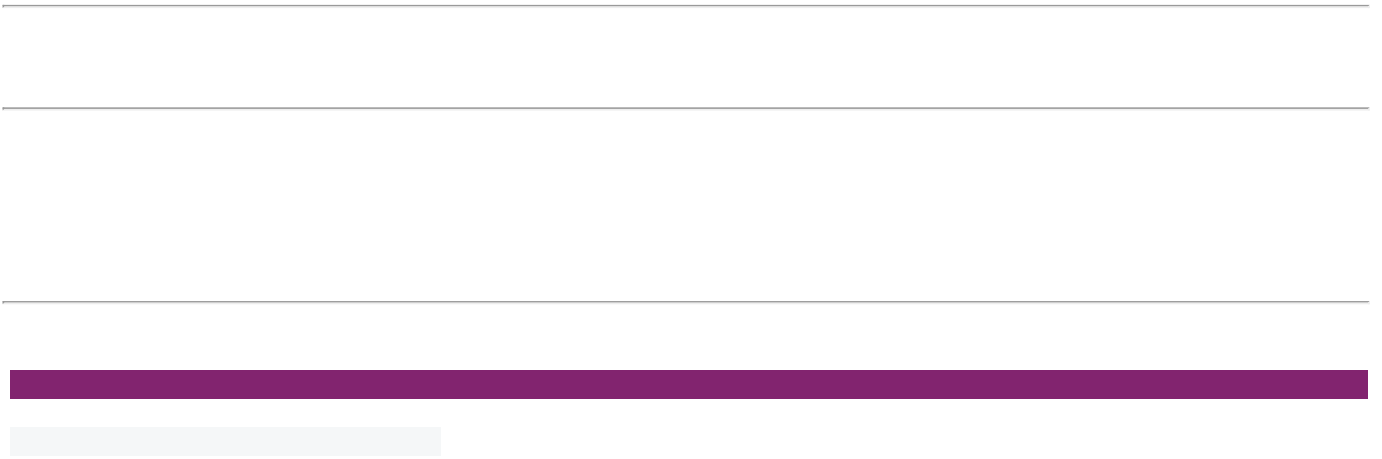
(C1.2) Provide the highest management-level position(s) or committee(s) with responsibility for climate-related issueC





Entitled to incentive
Environment/Sustainability manager

Type of incentive
Monetary reward

Incentive(s)
Bonus - % of salary

Performance indicator(s)
Progey ir





1000000

Description of response and explanation of cost calculation

News Corp actively manages energy across its business units and has reduced energy consumption through numerous efficiency measures. An active sustainability program has given the company insight into its energy use and carbon emissions and prepared it for potential schemes.

The costs of managing this risk through comprehensive measurement/management programs are included in the overall cost of the company's environmental program, so cannot be attributed solely to addressing regulatory requirements. However, the company does incur costs for the management, audit and reporting of this information that total less than \$1M per year.

Comment

Identifier

Risk 3

Where in the value chain does the risk driver occur?

Upstream

Risk type & Primary climate-related risk driver

Emerging regulation	Enhanced emissions-reporting obligations
---------------------	--

Primary potential financial impact

Increased indirect (operating) costs

Climate risk type mapped to traditional financial services industry risk classification

<Not Applicable>

Company-specific description

Emissions reporting obligations vary by country as well as type of business. While future obligations could present an administrative burden on News Corp, the company believes it is well prepared to mitigate this risk. The extensive global evaluation of the company's carbon footprint and energy usage which the company has performed for the last nine fiscal years provides a solid framework with which the company is able to understand and prepare for its regulatory risk. Some additional capital costs may also be required where upgrades to metering and monitoring of energy usage are needed. An example of changing regulations is the new SEC climate change disclosure proposal in the US, which we feel we are well prepared to meet due to our continuing disclosures through the CDP and our own ESG annual reporting. Also, additional examples include the Streamlined Energy and Carbon Reporting (SECR) which recently replaced our reporting obligations under the CRC scheme for our businesses in the UK, plus the Energy Saving Opportunity Scheme (ESOS) and new TCFD reporting requirements. We continue to report our GHG emissions per the NGER Act in Australia, and have robust systems and initiatives in place to comply effectively. New regulations in the US such as the New York City local law 97 is expected to increase compliance costs over the next few years.

Market	Increased cost of raw materials
--------	---------------------------------

Primary potential financial impact

Increased direct costs

Climate risk type mapped to traditional financial services industry risk classification

<Not Applicable>

Company-specific description

News Corp is not directly impacted by fuel/energy taxes aimed at reducing consumption in most geographies, and does not foresee being directly impacted under any anticipated structures. However, as new and increased tax and regulatory structures are put into place and the cost of carbon is internalized into the price of energy and other goods/services, these taxes have the potential risk of increasing the prices of key inputs such as electricity, fuels, and other materials. By entering the CCA voluntarily, News UK locations are omitted from the now-concluded CRC, which reduced the company's annual CRC charge, and receive a discount on the Climate Change Levy (CCL). News UK paid £149,124 in CCL for FY22. Increased cost of fuel and energy has brought about an increase in the cost of products used in production, such as aluminum plates, as well as impacting the cost of distribution. These costs are being negotiated with suppliers. News UK will also be indirectly affected by the new UK Plastic Tax, although is making efforts to only source plastic made from recycled content where it is necessary to use it, and eliminating its use elsewhere.

Time horizon

Short-term

Likelihood

Virtually certain

Magnitude of impact

Medium-high

Are you able to provide a potential financial impact figure?

Yes, a single figure estimate

Potential financial impact figure (currency)

1000000

Potential financial impact figure – minimum (currency)

<Not Applicable>

Potential financial impact figure – maximum (currency)

<Not Applicable>

Explanation of financial impact figure

While direct energy costs are not a large portion of the company's total operating costs (less than 5%), the impact of small changes in the overall system could potentially result in millions of dollars of extra costs through direct and embedded cost increases across the supply chain. News UK paid £149,124 in CCL for FY22. In the future the costs per ton are expected to rise, meaning that News Corp may be required to pay more in future years.

Cost of response to rw

--	--

Potential financial impact figure (currency)

1000000

Potential financial impact figure – minimum (currency)

<Not Applicable>

Potential financial impact figure – maximum (currency)

<Not Applicable>

Explanation of financial impact figure

Wood pulp is a significant input into newspaper production and possible changes in the availability, quality, and cost of pulp attributable to any disruption, including weather phenomena of increasing frequency, could impact the costs faced by the company. The exact impacts of climate change on forestry are unknown at this time and, as such, future financial and business risks and implications cannot be precisely forecasted.

Cost of response to risk

100000

Description of response and explanation of cost calculation

News Corp continues to monitor supply chain options for forestry products. Additionally, the company is reviewing business model transformation to digital delivery of media from traditional physical media, including newspapers. Where physical production continues, the company is continuously evaluating options for increasing the recycled fiber content of its products, thus reducing the need for virgin fiber pulp. News Corp has developed a global paper policy to ensure that paper is purchased from suppliers who use sustainable forest management practices. These considerations are combined with investments that are part of a larger sustainability and business strategy. As the risks become more specific and well defined, News Corp will consider additional investments. News Corp also continues to conduct comprehensive life cycle assessments of its various products, including newspapers, to help the company understand where there are risks from changes in the availability of natural resources.

Because the cost of these actions are combined with other sustainability initiatives and general business investment, it is difficult to provide precise costs as they pertain to minimizing climate change risk. However, News Corp continues to invest strategically in sustainability, including project investments.

Comment

Identifier

Risk 8

Where in the va

--	--

advertising revenues.

Cost of response to risk
100000

Description of response and explanation of cost calculation

The company strongly believes that environmental responsibility should be integrated into all business processes and resists the model of sustainability as a stand-alone effort, so it is difficult to assign precise costs to these integrated initiatives. The company sees this integration as a major success of the program. Measurement, disclosure, and improvement of the company's own environmental impacts help form a strong reputational basis on which the company may engage externally. To that end, the company has disclosed its carbon footprint since 2007, maintains a public website outlining its sustainability efforts, and continuously works to reduce its operational impacts. At Dow Jones, plants have been involved in local community activities such as park restorations. News UK is also working to embed sustainability within the supply chain by working with both existing and new suppliers on sustainability & cost saving outcomes. In 2021, News UK launched the Times Earth Ad Fund, a £1 million advertising fund for five sustainability SMEs / charities. And through the 1 Degree initiative, News Corp Australia encourages and supports grassroots environmental initiatives spearheaded by its smaller staff members. The effort of the entire organization is a challenge to add up to a big differentiator for the company.

--	--

opportunities are realized.

The cost of management is expected to be minimal as it would be integrated into the existing business financial functions.

Comment

Identifier

Opp4

Where in the value chain does the opportunity occur?

Downstream

Opportunity type

Products and services

Primary climate-related opportunity driver

Ability to diversify business activities

Primary potential financial impact

Increased revenues resulting from increased demand for products and services

Company-specific description

News Corp believes that its environmental strategy – rooted in carbon measurement and mitigation of its own operational impact – enables the company to strengthen relationships with its employees, business partners and readers. Specific to business partners, given the evolving sustainability requirements of companies that advertise through News Corp's media platforms, a positive reputation on sustainability issues presents an opportunity for revenue generation. Directly working on a corporate energy and environment initiative has catalyzed News Corp's diverse media businesses to share environmental challenges and solutions with its global audience, whose combined carbon footprint is many or rtron
I inins nvin, riCaro working d

C3.

Corp Australia's 1Degree, Dow Jones' DJ Green, and HarperCollins' HarperGreen. News UK has trained managers through the IEMA foundation course in environmental sustainability and the Energy Institute's Level 1 in Energy Management. Through these local efforts, employees are informed about the company's environmental priorities and are empowered to take action locally. These programs provide tangible carbon reduction opportunities, and have played a significant role in fulfilling the company's sustainability goals. Sustainability program details are utilized in recruiting efforts and materials as well.

Employees from Dow Jones, HarperCollins, News UK, News Corp Australia and Move attended "Carbonauts" training over the past year. Carbonauts is an educational and inspiring six-week class on slashing your personal carbon footprint, run by Graham Hill, TreeHugger founder and TED presenter, and covers 6 main topics: renewable energy, electric vehicles, diet and food waste, optimize flying, influencing others, and offsets. Over 700 employees across the News Corp businesses have taken Carbonauts classes over the past 2 years, resulting in actions taken by attendees that include switching to clean energy, reducing driving and flying, composting and purchasing offsets.

The costs are based on the budgeted amount per business which includes training and events.

Comment

C3. Business Strategy

C3.1

(C3.1) Does your organization's strategy include a climate transition plan that aligns with a 1.5°C world?

Row 1

Climate transition plan

Yes, we have a climate transition plan which aligns with a 1.5°C world

Publicly available climate transition plan

Yes

Mechanism by which feedback is collected from shareholders on your climate transition plan

We do not have a feedback mechanism in place, but we plan to introduce one within the next two years

Description of feedback mechanism

<Not Applicable>

Frequency of feedback collection

<Not Applicable>

Attach any relevant documents which detail your climate transition plan (optional)

News Corp FY22 Carbon Footprint Report, and News Corp Net Zero Transition Plan
News Corp Net Zero Transition Plan.pdf
News-Corp-Carbon-Footprint-FY22.pdf

Explain why your organization does not have a climate transition plan that aligns with a 1.5°C world and any plans to develop one in the future

<Not Applicable>

Explain why climate-related risks and opportunities have not influenced your strategy

<Not Applicable>

C3.2

(C3.2) Does your organization use climate-related scenario analysis to inform its strategy?

	Use of climate-related scenario analysis to inform strategy	Primary reason why your organization does not use climate-related scenario analysis to inform strategy	

or few years
 here and how climate-related risks and opportunities have influenced your strategy.

Business Area	Have climate-related risks and opportunities influenced your strategy in this area?	Description of influence
Products and services	Yes	<p>One of the most substantial strategic decisions the company has made is the shift to a digital business strategy across our businesses. This plan continues to reduce our carbon footprint and will change our scope 3 supplier base over the next few years as we work with partners to reduce costs and generate new streams of revenue, attract and retain top talent, and build a reputation as a sustainability leader.</p> <p>Our businesses experienced several storms that impacted our newspaper production and delivery operations over the past year. Hurricanes, wildfires, winter storms, flooding and other events caused almost 2 million copies of the Wall Street Journal, Barron's and New York Post to miss delivery or be late during the past year. This includes 185,000 copies from Hurricane Ian, 166,000 copies from Winter Storm Elliott, 81,000 copies from Winter Storm Mara, and 44,000 copies from heavy rain events. Due to these increased weather events, Dow Jones has upgraded their customer alert process to proactively alert customers of anticipated delays or papers that will not be deliverable. At Dow Jones, our Wall Street Journal and Barron's products continue to publish their annual list of 100 most sustainable companies. Shares of the companies on Barron's annual ranking of America's Most Sustainable Companies typically outperformed the S&P 500 index. ESG investing continues to gain momentum for both the number of sustainability-focused index funds and their assets. According to a recent survey conducted by Morgan Stanley's Institute for Sustainable Investing, nearly 95% of millennials are interested in sustainable investing, while 75% believe that their investment decisions could impact climate change policy.</p> <p>Customers are increasingly requesting environmental information from our businesses over the past few years, some using detailed online third party platforms, so maintaining a proactive sustainability program will have a positive impact on retaining existing customers and securing new customers.</p>
Supply chain and/or value chain	Yes	<p>Our commitment to reduce our scope 3 emissions 25% by 2030 is one of our most important strategic decisions. We continue to partner throughout our supply chain to achieve this commitment. In 2021, we partnered with EDF's Climate Corps program to develop a detailed roadmap for our supply chain reductions, focusing on those major suppliers with which we spend >\$10 million an</p>

--	--	--

<Not Applicable>

Target reference number

Abs 2

Is this a science-based target?

Yes, and this target has been approved by the Science Based Targets initiative

Target ambition

Well-below 2°C aligned

Year target was set

2020

Target coverage

Company-wide

Scope(s)

Scope 3

Scope 2 accounting method

<Not Applicable>

Scope 3 category(ies)

Category 1: Purchased goods and services

Category 2: Capital goods

Category 3: Fuel-and-energy-related activities (not included in Scopes 1 or 2)

Category 4: Upstream transportation and distribution

Category 5: Waste generated in operations

Category 6: Business travel

Category 7: Employee commuting

Category 12: End-of-life treatment of sold products

Category 13: Downstream leased assets

Category 14: Franchises

Category 15: Investments

Base year

2021

Base year Scope 1 emissions covered by target (metric tons CO2e)

<Not Applicable>

Base year Scope 2 emissions covered by target (metric tons CO2e)

<Not Applicable>

Base year Scope 3, Category 1: Purchased goods and services emissions covered by target (metric tons CO2e)

532254

Base year Scope 3, Category 2: Capital goods emissions covered by target (metric tons CO2e)

745

Base year Scope 3, Category 3: Fuel-and-energy-related activities (not included in Scopes 1 or 2) emissions covered by target (metric tons CO2e)

21203

Base year Scope 3, Category 4: Upstream transportation and distribution emissions covered by target (metric tons CO2e)

37832

Base year Scope 3, Category 5: Waste generated in operations emissions covered by target (metric tons CO2e)

1195

Base year Scope 3, Category 6: Business travel emissions covered by target (metric tons CO2e)

8467

Base year Scope 3, Category 7: Employee commuting emissions covered by target (metric tons CO2e)

31349

Base year Scope 3, Category 8: Upstream leased assets emissions covered by target (metric tons CO2e)

<Not Applicable>

Base year Scope 3, Category 9: Downstream transportation and distribution emissions covered by target (metric tons CO2e)

<Not Applicable>

Base year Scope 3, Category 10: Processing of sold products emissions covered by target (metric tons CO2e)

<Not Applicable>

Base year Scope 3, Category 11: Use of sold products emissions covered by target (metric tons CO2e)

<Not Applicable>

Base year Scope 3, Category 12: End-of-life treatment of sold products emissions covered by target (metric tons CO2e)

218921

Base year Scope 3, Category 13: Downstream leased assets emissions covered by target (metric tons CO2e)

11692

Base year Scope 3, Category 14: Franchises emissions covered by target (metric tons CO2e)

286

Base year Scope 3, Category 15: Investments emissions covered by target (metric tons CO2e)

105570

Base year Scope 3, Other (upstream) emissions covered by target (metric tons CO2e)
<Not Applicable>

Base year Scope 3, Other (downstream) emissions covered by target (metric tons CO2e)
<Not Applicable>

Base year total Scope 3 emissions covered by target (metric tons CO2e)
969513

Total base year emissions covered by target in all selected Scopes (metric tons CO2e)
1171639

Base year Scope 1 emissions target i

Global target °] md

Target Year

2030

Targeted reduction from base year (%)

25

Total emissions in target year covered by target in all selected Scopes (metric tons CO2e) [auto-calculated]

878729.25

Scope 1 emissions in reporting year covered by target (metric tons CO2e)

<Not Applicable>

Scope 2 emissions in reporting year covered by target (metric tons CO2e)

<Not Applicable>

Scope 3, Category 1: Purchased goods and services emissions in reporting year covered by target (metric tons CO2e)

620642

Scope 3, Category 2: Capital goods emissions in reporting year covered by target (metric tons CO2e)

415

Scope 3, Category 3: Fuel-and-energy-related activities (not included in Scopes 1 or 2) emissions in reporting year covered by target (metric tons CO2e)

27744

Scope 3, Category 4: Upstream transportation and distribution emissions in reporting year covered by target (metric tons CO2e)

43579

Scope 3, Category 5: Waste generated in operations emissions in reporting year covered by target (metric tons CO2e)

719

Scope 3, Category 6: Business travel emissions in reporting year covered by target (metric tons CO2e)

15445

Scope 3, Category 7: Employee commuting emissions in reporting year covered by target (metric tons CO2e)

20129

Scope 3, Category 8: Upstream leased assets emissions in reporting year covered by target (metric tons CO2e)

<Not Applicable>

Scope 3, Category 9: Downstream transportation and distribution emissions in reporting year covered by target (metric tons CO2e)

<Not Applicable>

Scope 3, Category 10: Processing of sold products emissions in reporting year covered by target (metric tons CO2e)

<Not Applicable>

Scope 3, Category 11: Use of sold products emissions in reporting year covered by target (metric tons CO2e)

<Not Applicable>

Scope 3, Category 12: End-of-life treatment of sold products emissions in reporting year covered by target (metric tons CO2e)

184180

Scope 3, Category 13: Downstream leased assets emissions in reporting year covered by target (metric tons CO2e)

11392

Scope 3, Category 14: Franchises emissions in reporting year covered by target (metric tons CO2e)

963

Scope 3, Category 15: Investments emissions in reporting year covered by target (metric tons CO2e)

146857

Scope 3, Other (upstream) emissions in reporting year covered by target (metric tons CO2e)

<Not Applicable>

Scope 3, Other (downstream) emissions in reporting year covered by target (metric tons CO2e)

<Not Applicable>

Total Scope 3 emissions in reporting year covered by target (metric tons CO2e)

1072066

Total emissions in reporting year covered by target in all selected scopes (metric tons CO2e)

1169070

Does this target cover any land-related emissions?

No, it does not cover any land-related emissions (e.g. non-FLAG SBT)

% of target achieved relative to base year [auto-calculated]

0.877061961918304

Target status in reporting year

Not Met

In 2021, we partnered with EDF's Climate Corps program to perform a deeper dive into our scope 3 emissions to develop more accurate data using supplier-specific emissions factors. In 2022 News Corp became members of the CDP Supply Chain program to help further our engagement with suppliers and define more accurate supplier-specific emission factors which provide a higher quality of data. News Corp has made good progress in reducing category 2 capital goods 44%, category 5 waste 40%, category 7 employee commuting 36%, category 12 end of life treatment of sold products 16%, and category 13 downstream leased assets 3%, year over year in FY 2022.

List the emissions reduction initiatives which contributed most to achieving this target

<Not Applicable>

C4.2

(C4.2) Did you have any other climate-related targets that were active in the reporting year?

Net-zero target(s)

Other climate-related target(s)

C4.2b

(C4.2b) Provide details of any other climate-related targets, including methane reduction targets.

Target reference number

Oth 1

Year target was set

2014

Target coverage

Company-wide

Target type: absolute or intensity

Absolute

Target type: category & Metric (target numerator if reporting an intensity target)

Engagement with suppliers	Other, please specify (100% of all News Corp globally purchased publication paper will be sourced from certified materials by 2025)
---------------------------	---

Target denominator (intensity targets only)

<Not Applicable> e_kr 0

Base year

2014

Figure or percentage in base year

0

Target year

2025

Figure or percentage in target year

100

Figure or percentage in reporting year

77

% of target achieved relative to base year [auto-calculated]

(C4.2c) Provide details of your net-zero target(s).

Target reference number

NZ1

Target coverage

Company-wide

Absolute/intensity emission target(s) linked to this net-zero target

Abs1

Abs2

Target year for achieving net zero

2050

Is this a science-based target?

Yes, and this target has been approved by the Science Based Targets initiative

Please explain target coverage and identify any exclusions

News Corp has a long-term target to reduce its carbon footprint to net zero by 2050 or earlier across all 3 scopes of emissions. In May 2023, the SBTi validated our Net Zero target via their new Net Zero Standard, making News Corp the First North America Based Media Company to have its Net-Zero Science-based Target Validated by the Science Based Target initiative. We have signed and committed to the Business Ambition for 1.5C pledge to have net zero emissions by 2050, and we consider this a science-based target because it is in accordance with the IPCC & Paris Agreement's goal of 1.5C by 2050.

Do you intend to neutralize any unabated emissions with permanent carbon removals at the target year?

Yes

Planned milestones and/or near-term investments for neutralization at target year

News Corp's HarperCollins business became carbon neutral globally across all their operations (scope 1 & 2) plus a few scope 3 categories in 2022, using third party certified offsets from Climate Impact Partners (formally Climate Care and Natural Capital Partners). Though we do not use these offsets as part of our reduction target goals, we do plan on using this initiative as a learning experience with carbon offsets to help plan our neutralization efforts once the 90% reduction across all 3 scopes is close to completion.

Planned actions to mitigate emissions beyond your value chain (optional)

This is an area News Corp may explore using outside experts to plan out projects applicable to our company's operations.

C4.3

(C4.3) Did you have emissions reduction initiatives that were active within the reporting year? Note that this can include those in the planning and/or implementation phases.

Yes

C4.3a

(C4.3a) Identify the total number of initiatives at each stage of development, and for those in the implementation stages, the estimated CO2e savings.

Initiative description	Number of initiatives in non-start-up phase	Number of initiatives in start-up phase	CO2e savings in metric tonnes CO2e for initiatives in start-up phase

--	--

4-10 years

Estimated lifetime of the initiative

16-20 years

Comment

At News Corp Australia's Adelaide Print Centre, the dock offices ducted air conditioning unit was replaced with three separate split systems 2022. The original ducted system ran 24/7 servicing 3 different offices with the temperature controller cycling the compressor as required, approximately 12 hours per day. The new split systems run less hours saving an estimated 17,000 kWh per year.

Initiative category & Initiative type

Energy efficiency in buildings	Other, please specify (UPS system upgrade)
--------------------------------	--

Estimated annual CO2e savings (metric tonnes CO2e)

82

Scope(s) or Scope 3 category(ies) where emissions savings occur

Scope 2 (location-based)

Scope 2 (market-based)

Voluntary/Mandatory

Voluntary

Annual CO2e savings (unit currency – as specified in C0.4)

11460

Investment required (unit currency – as specified in C0.4)

500000

Payback period

>25 years

Estimated lifetime of the initiative

21-30 years

Comment

At News Corp Australia Holt Street office, the old UPS system was replaced with more modern unit due to e' oo e' C0000' CN G

--	--

--	--

635000

Investment required (unit currency – as specified in C0.4)
100000

Payback period
<1 year

Estimated lifetime of the initiative
3-5 years

Comment

Our News Corp Australia Print Centres commenced a project at the end of 2022 to save on waste. With a focus on reducing our waste in the printing operations, we have saved 5.2 million copies of printed waste, saving \$635K in cost, as well as energy consumption, ink and other consumables as well as labour cost savings.

Initiative category & Initiative type

Transportation	Other, please specify (Transport of product)
----------------	--

Estimated annual CO2e savings (metric tonnes CO2e)
172

Scope(s) or Scope 3 category(ies) where emissions savings occur
Scope 3 category 4: Upstream transportation & distribution

Voluntary/Mandatory
Voluntary

Annual monetary savings (unit currency – as specified in C0.4)
100000

Investment required (unit currency – as specified in C0.4)
100000

Payback period
1-3 years

Estimated lifetime of the initiative
6-10 years

Comment

HarperCollins UK surpassed its target of saving 140 tonnes of carbon emissions in 2022 by 23%. The business saved a total of 172 tonnes by transporting 3.2 million books from Europe to the UK by rail instead of trucks, totaling 41% of books produced for HarperCollins in Europe in 2022. This method was used to transport titles such as Feel Good Food by Joe Wicks, Menopausal by Davina McC

(C5.1b) Has your emissions accounting methodology, boundary, and/or reporting year definition changed in the reporting year?

	Change(s) in methodology, boundary, and/or reporting year definition?	Details of methodology, boundary, and/or reporting year definition change(s)
Row 1	No	<Not Applicable>

C5.1c

(C5.1c) Have your organization's base year emissions and past years' emissions been recalculated as a result of any changes or errors reported in C5.1a and/or C5.1b?

	Base year recalculation	Scope(s) recalculated	Base year emissions recalculation policy, including significance threshold	Past years' recalculation
Row 1	Yes	Scope 1 Scope 2, location-based Scope 2, market-based Scope 3	Base year and subsequent years are always recalculated after acquisitions and divestitures as per the GHG Protocol. For scope 3, our new base year is fiscal 2021 (July 2020 - June 2021) due to more accurate supply chain emission factors obtained from being a member of the CDP Supply Chain program, and more complete data obtained from our business units.	Yes

C5.2

(C5.2) Provide your base year and base year emissions.

Scope 1

Base year start

July 1 2015

Base year end

June 30 2016

Base year emissions (metric tons CO2e)

19122

Comment

Scope 2 (location-based)

Base year start

July 1 2015

Base year end

June 30 2016

Base year emissions (metric tons CO2e)

186043

Comment

Scope 2 (market-based)

Base year start

July 1 2015

Base year end

June 30 2016

Base year emissions (metric tons CO2e)

183004

Comment

News Corp is reporting both a location-based and market-based figure for Scope 2 emissions. The market-based figures do incorporate green power purchases (via green energy purchases from a supplier contract/utility) and a small amount of solar power used at our London office.

Scope 3 category 9: Downstream transportation and distribution

Base yearC

Capital goods

Evaluation status

Relevant, calculated

Emissions in reporting m

Upstream transportation and distribution

Evaluation status

Relevant, calculated

Emissions in reporting year (metric tons CO2e)

43579

Emissions calculation methodology

Supplier-specific method

Hybrid method

Spend-based method

Percentage of emissions calculated using data obtained from suppliers or value chain partners

10

Please explain

In FY22, News Corp acquir

Employee commuting

Evaluation status

Relevant, calculated

Emissions in reporting year (metric tons CO2e)

20129

Emissions calculation methodology

Supplier

End of life treatment of sold products

Evaluation status

Relevant, calculated

Emissions in reporting year (metric tons CO2e)

184180

Emissions calculation methodology

Supplier-specific pd



(C8.2a) Report your organization's energy consumption totals (excluding feedstocks) in MWh.

	Heating value	MWh from renewable sources	MWh from non-renewable sources	Total (renewable and non-renewable) MWh
Consumption of fuel (excluding feedstock)	HHV (higher heating value)	0	51890.22	51890.22
Consumption of purchased or acquired electricity	<Not Applicable>	61748.48	144888.58	206637.06
Consumption of purchased or acquired heat	<Not Applicable>	<Not Applicable>	<Not Applicable>	<Not Applicable>
Consumption of purchased or acquired steam	<Not Applicable>	0	2036.03	2036.03
Consumption of purchased or acquired cooling	<Not Applicable>	<Not Applicable>	<Not Applicable>	<Not Applicable>
Consumption of self-generated non-fuel renewable energy	<Not Applicable>	<Not Applicable>	<Not Applicable>	<Not Applicable>
Total energy consumption	<Not Applicable>	61748.48	198814.83	260563.31

C8.2b

(C8.2b) Select the applications of your organization's consumption of fuel.

	Indicate whether your organization undertakes this fuel application
Consumption of fuel for the generation of electricity	No
Consumption of fuel for the generation of heat	Yes
Consumption of fuel for the generation of steam	No
Consumption of fuel for the generation of cooling	No
Consumption of fuel for co-generation or tri-generation	No

C8.2c

(C8.2c) State how much fuel in MWh your organization has consumed (excluding feedstocks) by fuel type.

Sustainable biomass

Heating value

Unable to calculate

Other renewable fuels (e.g. renewable hydrogen)

Heating value

Unable to confirm heating value

Total fuel MWh consumed by the organization

0

MWh fuel consumed for self-generation of electricity

<Not Applicable>

MWh fuel consumed for self-generation of heat

<Not Applicable>

MWh fuel consumed for self-generation of steam

<Not Applicable>

MWh fuel consumed for self-generation of cooling

<Not Applicable>

MWh fuel consumed for self- cogeneration or self-trigeneration

<Not Applicable>

Comment

Coal

Heating value

Unable to confirm heating value

Total fuel MWh consumed by the organization

0

MWh fuel consumed for self-generation of electricity

<Not Applicable>

MWh fuel consumed for self-generation of heat

<Not Applicable>

MWh fuel consumed for self-generation of steam

<Not Applicable>

MWh fuel consumed for self-generation of cooling

<Not Applicable>

MWh fuel consumed for self- cogeneration or self-trigeneration

<Not Applicable>

Comment

Oil

Heating value

Unable to confirm heating value

Total fuel MWh consumed by the organization

0

MWh fuel consumed for self-generation of electricity

<Not Applicable>

MWh fuel consumed for self-generation of heat

<Not Applicable>

MWh fuel consumed for self-generation of steam

<Not Applicable>

MWh fuel consumed for self-generation of cooling

<Not Applicable>

Gas

Heating value

Unable to confirm heating value

Total fuel MWh consumed by the organization

0

MWh fuel consumed for self-generation of electricity

<Not Applicable>

MWh fuel consumed for self-generation of heat

<Not Applicable>

MWh fuel consumed for self-generation of steam

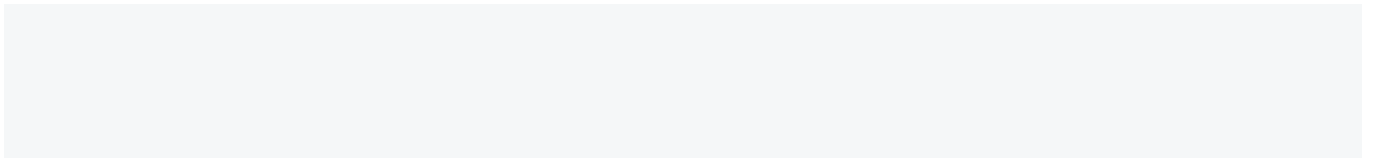
<Not Applicable> 0w0r1N

(C8.2e) Provide details on the electricity, heat, steam, and/or cooling amounts that were accounted for at a zero or near-zero emission factor in the market-based Scope 2 figure reported in C6.3.

Country/area of low-carbon energy consumption
United Kingdom of Great Britain and Northern Ireland

Sourcing method
Retail supply contract with an electricity supplier ppli

[Redacted]			
[Redacted]	[Redacted]	[Redacted]	[Redacted]
[Redacted]	[Redacted]	[Redacted]	



12.11 Provide details of your climate-related supplier engagement strategy.

Type of engagement

Information collection (understanding supplier behavior)

Details of engagement

Collect GHG emissions data at least annually from suppliers

Collect targets information at least annually from suppliers

Collect climate-related risk and opportunity information at least annually from suppliers

Collect climate transition plan information at least annually from suppliers

Collect other climate related information at least annually from suppliers

% of suppliers by number

10

% total procurement spend (direct and indirect)

20

% of supplier-related Scope 3 emissions as reported in C6.5

30

Rationale for the coverage of your engagement

News Corp became a member of the CDP Supply Chain program in 2022 to help evaluate over 100 of our top suppliers, and we have expanding that to over 300 of our top suppliers in 2023. We choose to focus on our carbon-intensive suppliers such as paper manufacturers, contract printers and transport/delivery operation companies, since they are our top expenses for the whole corporation, and they represent a significant environmental impact for News Corp. For example, approximately 20% of our supplier-related scope 3 emissions come from paper suppliers. In addition, our HarperCollins business has partnered with EcoVadis to develop a deeper understanding of our suppliers' ESG initiatives.

Impact of engagement, including measures of success

News Corp works with its suppliers to measure the company's environmental impacts and develop strategies to reduce them. The company has engaged dozens of suppliers for newspapers, and other important product categories to collect data, calculate life-cycle assessments, and address LCA hotspots. Through our Global Paper Policy, we require our paper suppliers to meet compliance with applicable environmental laws and regulations, including the US Lacey Act, the EU Timber Regulation, and the Australian Illegal Logging Prohibition Act. For newspapers, the company found substantial emissions in the supply chain, principally on the production of newsprint. Other supplier engagement examples include ink and fountain solution suppliers to procure environmentally responsible and low VOC materials. We have also partnered with the REDGroup previously, specifically REDCycle whereby our plastic wrap materials that protect our newspapers, could be collected at major supermarket stores in Australia to recycle/reuse the plastic versus potentially going to landfill. As a result of REDCycle's collapse this program has been stalled until a new program starts up later in the year. Newspaper spoils from pressrooms across Australia are also being recycled into cat litter and sustainable animal bedding. The initiative between News Corp Australia and pet care manufacturer FibreCycle, which began in 2020, has converted tonnes of paper waste into eco-friendly products – which can later be composted rather than sent to landfill. The News Corp paper recycling initiative is part of the company's commitment to minimizing its environmental impact and boosting sustainability across the business. HarperCollins continues to purchase paper from Rolland, a paper supplier that has provided paper for some of our highest profile titles including Demon Copperhead, Where the Wild Things Are, Goodnight Moon, Where the Sidewalk Ends, and The Boy, the Mole, the Fox and the Horse. HarperCollins uses Rolland Envirobook paper (the only book publishing paper made in North America consisting of 100% post-consumer waste recycled fiber), and Rolland Opaque paper, which consists of 30% recycled fiber. We saved the equivalent of 43,272 trees, 3.2 million gallons of water, and 2.8 million kg of CO2 emissions last year by using these recycled grades.

Comment

News Corp's overarching sustainability mission is to reduce our carbon footprint while growing our business, minimize waste within our business and communities, engage our customers, employees, suppliers and partners on sustainability outcomes, source our paper from certified sustainable material, and power our operations with clean energy. Engaging the value chain is an important part of the overall program, and guides the company's varied engagement actions. News Corp also discloses paper sourcing information through the CDP Forests program.

Type of engagement

Other, please specify (Compliance & onboarding)

Details of engagement

Other, please specify (Included climate change in supplier selection / management mechanism)

% of suppliers by number

5

% total procurement spend (direct and indirect)

20

% of supplier-related Scope 3 emissions as reported in C6.5

20

Rationale for the coverage of your engagement

We choose paper suppliers as they are one of our top expenses for the whole corporation, and they represent a significant environmental impact for News Corp, as approximately 20% of our supplier-related scope 3 emissions come from paper suppliers.

Impact of engagement, including measures of success

News Corp works with its suppliers to measure the company's environmental impacts and develop strategies to reduce them. The company has engaged dozens of suppliers for newspapers, and other important product categories to collect data, calculate life-cycle assessments, and address LCA hotspots. Through our Global Paper Sourcing Policy, we require our paper suppliers to meet compliance with applicable environmental laws and regulations, including the US Lacey Act, the EU Timber Regulation, and the Australian Illegal Logging Prohibition Act. For example, in Australia, the company works closely with their paper suppliers. For newspapers, the company found substantial emissions in the supply chain, principally on the production of newsprint. Other supplier engagement examples include ink and fountain solution suppliers to procure environmentally responsible and low VOC materials. We also engage with our plate processing partnerships to reduce the chemicals we use in our operations. In a ert toaduco o o

In t oc

Climate change adaptation

Focus area of policy, law, or regula

Have you evaluated whether your organization's engagement on this policy, law, or regulation is aligned with the goals of the Paris Agreement?
Yes, we have e

(SC0.0) If you would like to do so, please provide a separate introduction to this module.

News Corp is a global diversified media and information services company focused on *cont* *oy* *é* *i* *mcn* *cd* *IN* *cl*

--	--

--	--
